

# SFS SERIES



The SFS Series of structures offers Universal's widest clearspan profiles – at over 300 feet with high vertical side walls – delivering an adaptable, durable cost effective enclosure.



Engineered to economically meet large width project requirements, the SFS Series is popular in recreation, aviation, maintenance, warehousing and event applications.

It is designed to be:

## AESTHETICALLY PLEASING

The skin of the structure is tensioned in both horizontal and vertical directions to create a clean, taut finish that creates a beautiful arched profile. With a full range of colors, digital printing, stripes and motifs, only your imagination limits the possibilities for your structure's appearance. The SFS is designed to work with the highest quality fabrics and additional protective coatings. Optional translucent roof panels create a bright and airy indoor environment or you can add liners and insulation packages for optimum energy efficiency.

## RELOCATABLE

The SFS is designed to be quickly installed for temporary or permanent projects. If your needs change, it can be easily and cost-effectively relocated or expanded. In today's rapidly changing environment, this flexibility is invaluable. Further, the SFS structures can be designed to be crane-liftable, for those applications where the structure needs to be moved around while fully erect. Foundation requirements are minimal for this lightweight structure that can accept large differential settlements.

## AIRTIGHT

The SFS can be converted to a complete airtight solution at a nominal extra cost for applications in environmental protection, dry storage and long lasting fumigation.

## EXPANDABLE

As the need arises, your structure can be expanded by simply moving the gable end and adding more bays. Doors and other openings can be added anytime with minimal effort.

## ADAPTABLE

The SFS can be equipped with many of the same accessories found in standard construction, most of which are equally relocatable. The SFS integrates with HVAC equipment, is completely watertight, and has options for hard walls, various lighting packages, doors, insulation and air circulation, and can even be outfitted with steel fiber fabrics when vandalism could be an issue.

## RELIABLE

Your project is managed by a professional in-house project manager and can be installed by a UFS team of trained specialists. We then continue support through our highly skilled customer service department and we offer supporting warranties.

Universal Fabric Structures is an ISO 9001:2000 certified company.

**Industrial Building Solutions**  
907.455.7712 | [www.alaskadreamsinc.com](http://www.alaskadreamsinc.com)



### Consider The Universal Advantages:

#### SPECIFICATIONS

- Galvanized or painted steel components
- Width — 40'-320'
- Length — Indefinite (10'- 20' modules)
- Height — 15'-100' (Others Available)
- Custom sizes can be designed
- Withstands all regular code required wind, snow and seismic loads. Can easily be adjusted to accept extreme high load ratings. Standard wind load of 90 mph. Snow load - standard 20-40 lbs. per square foot (GSL).
- Flame retardant fabric (meets California Fire Marshall NFPA 701 standards)

#### CHARACTERISTICS

- Modular, expandable
- 100% relocatable
- Unobstructed clearspan space
- Limited maintenance required
- Rectangular floor plan for optimum usable space
- Can be environmentally controlled in any climate

#### INSTALLATION

- No footings required for most short-term installations; footings may be required for permanent or long-term installations (based on site conditions and code)
- Average installation rates of 2,500 square feet per day

#### OPTIONS

##### DOORS & WINDOWS

- Cargo & personnel doors in many sizes
- Entry vestibules
- Glass Windows - Fixed, double-hung, or casement

##### INSULATION & ACOUSTIC LINERS

- Thermal insulation and liners available

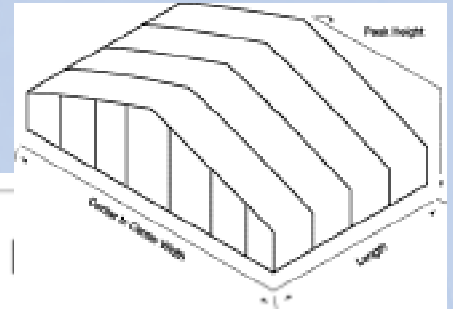
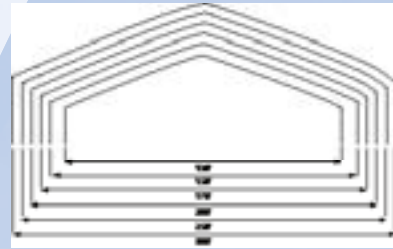
##### ELECTRICAL & LIGHTS

- Complete electrical and lighting packages
- Skylights - Allows natural light to transmit through fabric membrane(s).
- Solar panels

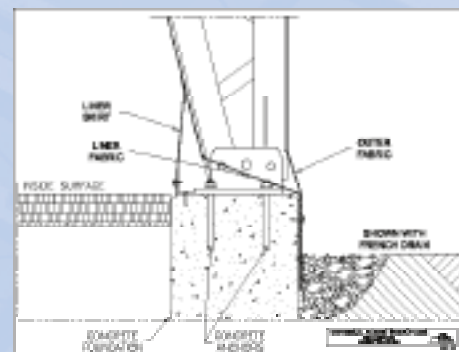
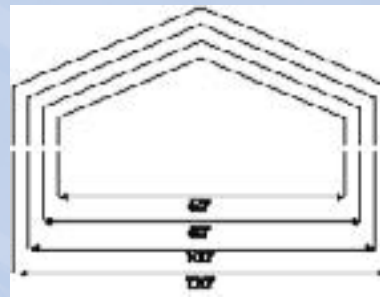
##### HVAC

- Complete HVAC packages available
- Roof ventilators available on all models

##### CRANE LIFTING PACKAGES AVAILABLE



## SFS



SFS SERIES STRUCTURAL DIMENSIONS

Peak Height	SFS	23' & 30'	26' & 33'	30' & 36'	34' & 40'						
SFS-Montana						42' & 52'	49' & 59'	55' & 65'	61' & 71'	75' & 85'	91' & 101'
Side Wall Height	SFS	13' & 20'	13' & 20'	13' & 20'	13' & 20'						
SFS-Montana						18' & 28'	18' & 28'	18' & 28'	18' & 28'	18' & 28'	18' & 28'
Gable Widths	SFS	60'	80'	100'	120'						
SFS-Montana						130'	150'	170'	200'	250'	300'
Length	All Models	Create the overall length that you need in 10' increments for the SFS and 15' increments for the SFS-Montana									

Standard Sidewall Heights and Widths can be modified to meet practically any project need.



2081 Van Horn Rd. Suite 2 • Fairbanks, AK 99701  
 TEL. 907.455.7712 FAX 907.455.7713

E-MAIL [info@alaskadreamsinc.com](mailto:info@alaskadreamsinc.com)

[www.alaskadreamsinc.com](http://www.alaskadreamsinc.com)

