



ACCESSORIES

SSR SKY WALK™

Provides walkable surface to access and service roof top equipment.

Features

- Easy-to-install step system
- 20 ga. Galvalume® steel with an anti-skid surface
- Rated for 500 lbs per square foot
- Parallel or perpendicular kits with (5) 24" x 24" nominal steps
- Only available for the SSR Roof System



Benefits

- Provides walkable surface to access and service roof top equipment
- Prevents roof damage from foot traffic
- Anti-skid surface provides positive traction and helps prevent falls
- Does not penetrate roof system

BRACE YOURSELF. TREAD CONFIDENTLY ON YOUR SEAMED ROOF.

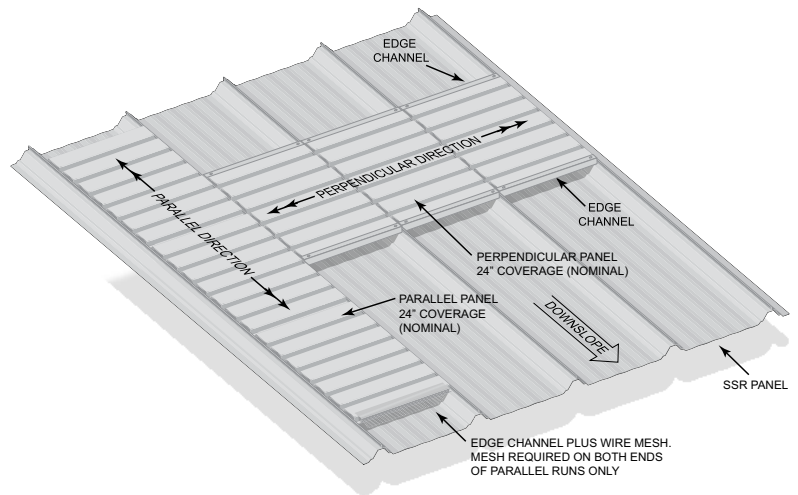
Heavy foot traffic on a seamed roof can cause irreparable damage to the weathertightness of the seams. However, when repairs or maintenance to roof top equipment or installations are necessary, there is a safe and sturdy solution. Sky Walk units fit securely between the standing seam roof seams and interlock to form a consistent path by which to reach areas of your SSR roof where HVAC, satellite dishes, vents, smoke hatches, and skylights reside.

These easy-to-install step systems are made of 20 ga. Galvalume steel with an anti-skid surface, and are rated at 500 pounds per square foot.

Attachment does not penetrate the roof system. Sold and packaged in kit form, with all sealants and components needed for a complete installation. There are two types of kits:

- Parallel (runs with the standing seams along the slope)
- Perpendicular (runs across the standing seams across the slope).

Each kit has (5) 24" x 24" nominal panels, providing a continuous run that is 24" wide x 10' long.



This walkway system is designed to only provide service access to roof-top equipment.

Ready to learn more about this accessory solution?
Talk to your local Varco Pruden Builder today by
visiting varcopruden.com/find-a-builder.